

Stair Makeover

October 2011



ESTABLISHED 1893
WINTHER BROWNE
Stair Makeover & Flooring



STAIR MAKE-OVER

Stair Make-Over Stair Renovation is a unique system that allows you to renovate any staircase quickly and easily. Along with new treads and risers, this complete stair renovation concept also includes all the accessories you need for a professional result.



The Stair Makeover system is a truly unique concept. With a range of finishes, you can transform an entire staircase in a day. Straight stairs, half landings and even spiral staircases are no problem with this revolutionary system which is suitable for wood, metal and concrete stairs.

The installation principle is simple. The new tread is simply fitted over the existing one and our measuring tool makes the measuring and marking up of each tread quick and simple, even on the most complicated stair.

With a range of matching flooring, which is just as quick and easy to install with no glue and no fuss, you can complete the look with a matching hall or landing.


The complete range is manufactured from a durable HDF core material with a highly resistant laminate top layer suitable for heavy household or light commercial use and comes complete with a 10 year guarantee.

Treads & Risers


Manufactured from durable HDF with a hard wearing laminate finish treads and riser packs are available in a range of colours and two sizes. Single piece bull nose treads are simply cut to size and glued in place.



Available in six wood effects with matching and contrasting risers




Tread/Riser
Walnut




Tread/Riser
Light Oak



Tread/Riser
Medium Oak



Reverse of riser
Cream



Tread/Riser
Aged Oak



Tread/Riser
Silver Ash



Tread/Riser
Dark Grey Oak



Optional riser
Aluminium

Stair head kits

To make the transition on to a main or intermediate landing Stair Makeover uses a simple and secure header bar and an aluminium finishing profile.




Gold effect aluminium finishing strip



Silver effect aluminium finishing strip

Available in six wood effects with matching and contrasting risers



Tread/Riser
Walnut

Tread/Riser
Light Oak

Tread/Riser
Medium Oak

Tread/Riser
Aged Oak

Tread/Riser
Silver Ash

Tread/Riser
Dark Grey Oak

Reverse of riser
Cream

Optional riser
Aluminium

Accessories

Our range of accessories makes tackling any project easy, from our unique measuring tool making it simple to mark up and cut each tread, to specialist glue and sealants. And with a range of matching flooring, skirting and trims Stairmakeover is a unique and practical solution to virtually any stair.



Installation Kit

With a DVD step by step guide to the measuring and fitting process and the unique easy to use measuring tool our installation kit provides everything required for a professional finish.



Glue

Specifically formulated for use with the Stair Makeover system our glue provides a quick a secure bond for treads and risers, expanding to fill any voids lefts on uneven base treads and helping to reduce noise once installed.



Sealants

For a final finishing touch sealing along the edges of risers and treads our sealant is supplied in a range of colours to complement the colour of your stair.



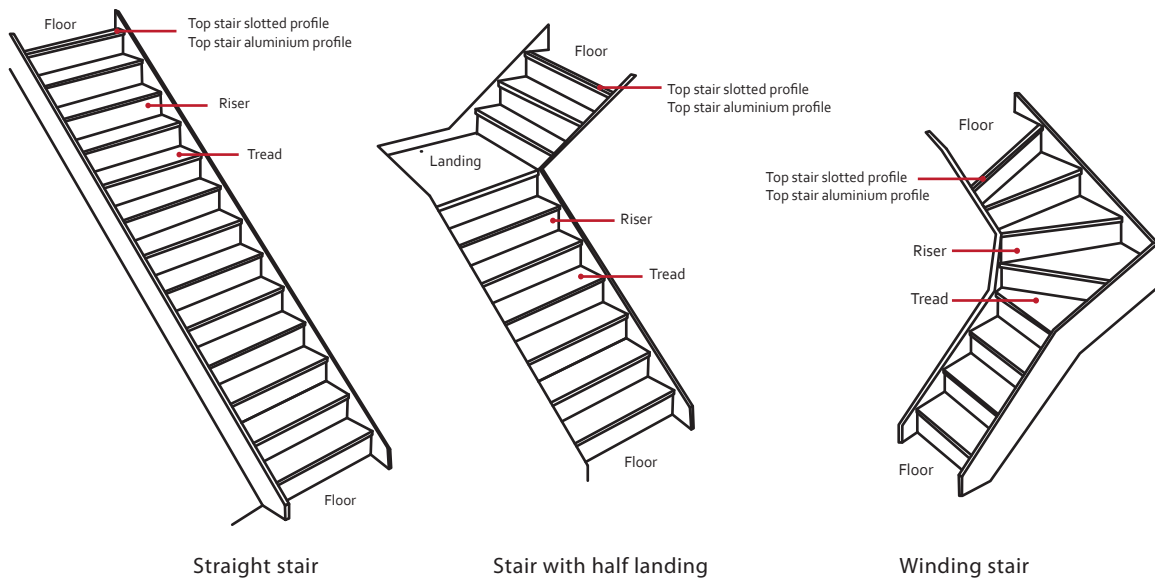
Flooring, skirting & trims

With a range of premium flooring, skirting and trim profiles in each of the six wood effect colours from the range there is a choice that's right for your Customer's home.



All you need to transform a staircase...

Whatever the shape of a stair, Stair Makeover can quickly transform the appearance with a minimum of disruption. Straight stairs are simple, while the measuring tool in the installation kit makes short work of measuring and marking up even a tight winding stair, while for half landings our matching flooring means you don't have to compromise, no matter how complicated the job seems.



It's as easy as 1. 2. 3.

1. Measure the width of your treads

Tip - For treads up to 695mm use the 1400mm treads and risers cut to size. For treads from 695mm to 1000mm use the 1000mm treads and risers cut to size. For treads from 1000mm to 1400mm treads and risers cut to size.

2. Count the number of treads (ignore the floor and landing level)

3. Select finish and buy the product you require.

Listed below are suggested project quantities for 3 widths of a typical 12 tread straight stair:

	Less than 695mm wide	Less than 1000mm wide	Less than 1400mm wide
Tread/ riser pack	3 tread/ riser 1400 packs	6 tread/ riser 1000 packs	6 tread/ riser 1400 packs
Top stair slotted profile	1	1	1
Top stair aluminium profile	1	1	1
Glue	3 cartridges	5 cartridges	7 cartridges
Sealant	2 cartridges	3 cartridges	3 cartridges
Installation kit	1	1	1